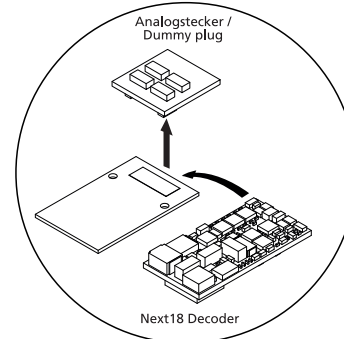


Zum Einbau eines DCC-, oder Sound-Decoders Analogstecker entfernen
 Enlever la fiche dummy pour monter le décodeur DCC
 Per installare il decoder DCC rimuovere la falsa presa
 Remove dummy plug to fit the DCC decoder

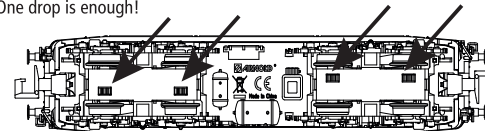


Nur DCC Sound
 DCC Sound seulement
 Solo versioni DCC Sound
 DCC Sound only

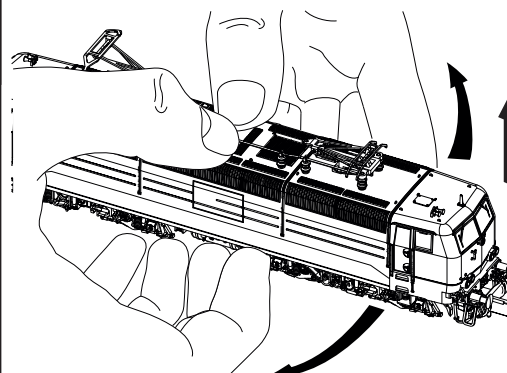
Schmierstellen: Where to grease:

Bitte verwenden Sie nur harzfreies, modellbaueigenes Öl oder Fett!
 Ein Tröpfchen genügt!

Please only use resin-free Oil or grease suitable for model making!
 One drop is enough!



Demontage der Lokomotive
 Démontage de la locomotive
 Apertura della locomotiva
 Disassembling the locomotive



ERSATZTEILLISTE / PIÈCES DE RECHANGE / LISTA RICAMBI / LIST OF SPARES

| Nummer Nombre Numero Number | Bezeichnung Description Descrizione Description | HN2517/HN2606 HN2518 | Ersatzteil-Nr. Réf. rechange Codice ricambio Spare part ref. |
|--------------------------------------|---|----------------------------|---|
| 1 | Stromabnehmern Pantographes Pantografi Pantographs | HN2517/HN2606 HN2518 | HN2491/01 HN2518/01 |
| 2 | Dachausrüstung Sachet de détaillage de toiture Particolari tetto Roof accessories | HN2517/HN2606 HN2518 | HN2491/02 HN2518/02 |
| 3 | Zubehörteile für Lokomotivfront Sachet de détaillage frontal et chassis Particolari frontale e telaio Front side and chassis accessories | HN2517 HN2518 HN2606 | HN2491/03 HN2518/03 HN2606/03 |
| 4 | Hauptplatine Circuit imprimé principal Circuito stampato principale Main PCB | | HN2491/04 |
| 5 | Motor-Satz Pack moteur Motore Motor pack | | HN2491/05 |
| 6 | Platine mit LEDs Carte de circuit imprimé éclairage Circuito stampato luci Light PCB | | HN2491/06 |
| 7 | Kupplungsmechanik Mécanisme d'attelage Timoni di accoppiamento Coupler mechanism | | HN2491/07 |
| 8 | Antriebschnecken, Getriebeabdeckung, Kardanwellen Vis sans fin avec couvercle, cardan Vite senza fine con coperchio, albero cardanico Worm gear, worm gear cover, cardan shaft | | HN2491/08 |
| 9 | Drehgestell 1 komplett Bogie 1 complet Carrello 1 completo Bogie 1 complete | HN2517/HN2606 HN2518 | HN2491/09 HN2518/09 |
| 10 | Drehgestell 2 komplett Bogie 2 complet Carrello 2 completo Bogie 2 complete | HN2517/HN2606 HN2518 | HN2491/10 HN2518/10 |
| 11 | Radsätze Jeu d'essieux Set ruote Wheels set | | HN2491/11 |
| 12 | Haftreifen Bandages d'adhérence Anelli di aderenza Traction tyres | | HN2491/12 |